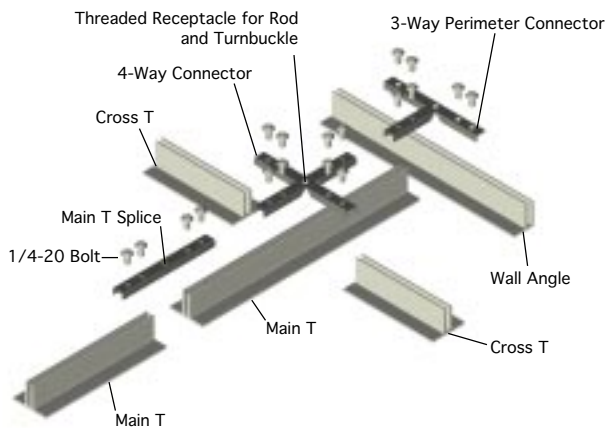


## 2" Aluminum Cleanroom T-Grid System

The **Abtech 2" Sealed T-Grid System** is a heavy duty extruded aluminum grid system, manufactured to provide maximum corrosive resistance as well as the highest structural integrity. It is designed to restrict air flow movement between a cleanroom and its plenum, and to independently support the HEPA or ULPA filter units and other standard ceiling components.

Optional Gasketing for the Dry Seal System is 1/4" x 5/8" and is composed of a completely closed cell structure with minute cells and a smooth surface. It is pres-bond polyethylene foam, cross linked with polyethylene copolymer foam formulated to produce high resiliency and flexibility.

Applying the optional Gasketed, or Dry Seal, System provides the ability to create optimal atmospheres for a high quality cleanroom environment. Manufactured for the ultimate in flexibility, economic value and ease of installation, these systems are designed to meet the exacting and varied standards of the cleanroom industry.



Specifications are subject to change without notice.

### T-Bar Parts

Part Number	Description	Nominal Length	Web Depth	Flange Width	Weight per LF	Pieces per carton	Linear Feet per carton
138011	Main Tee	12'	1-3/8"	2"	0.75	8	96
138021	Cross Tee	4'	1-3/8"	2"	0.75	16	64
138022	Cross Tee	2'	1-3/8"	2"	0.75	36	72
138031	Wall Angle	12'	1-3/8"	1-1/4"	0.64	12	144
138041	Perimeter Tee	12'	1-3/8"	2"	0.75	8	96

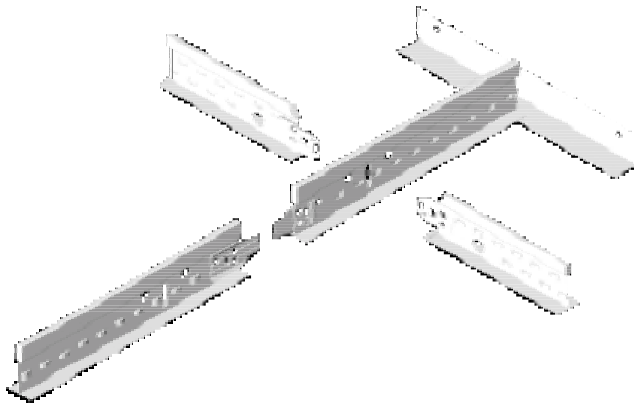
### Intersection Connector Castings, Screws & Gasketing

Part Number	Description	No. of Screws	Weight	Requirement
148052	9" RH/LH Rod	N/A	0.25	1 per Intersection
148053	4" Turnbuckle		0.25	1 per Intersection
148054	Inside Corner Connector	4	0.12	1 per corner
148055	Outside Corner Connector	4	0.12	1 per corner
148056	Perimeter Intersection Connector	6	0.18	1 per main tee or cross tee intersecting at the perimeter
148057	Special 3-Way Connector	6	0.18	
148058	4-Way Intersection Connector	8	0.23	1 per intersection
148059	Main T Splice Connector	4	0.12	1 per main tee
148061	Hold Down Clip-2 legs one bolt included		0.08	As Needed
148062	Hold Down Clip-1 leg one bolt included		0.08	As Needed
158011	1/4"-20 Phillips Pan Hd Screw			
158021	Gasket Roll 1/4" x 5/8"			

### Load Specifications

Loads Listed Are Static (Not Live)  
\*Maximum Due To Allowable Stress Of Aluminum

Deflection Formula	L/360	L/180	L/360
Hanger Spacing (span)	48"	48"	24"
Main Tee Spacing	48"	48"	48"
Maximum Load Point (Lbs.)	106	168	336
Maximum Uniform Load (Lbs./LF)	26.5	42	168
Applied Load (Lbs./SF)	17.8*	18.6	71.2*
Deflection at mid-span	1/8"	1/4"	1/16"

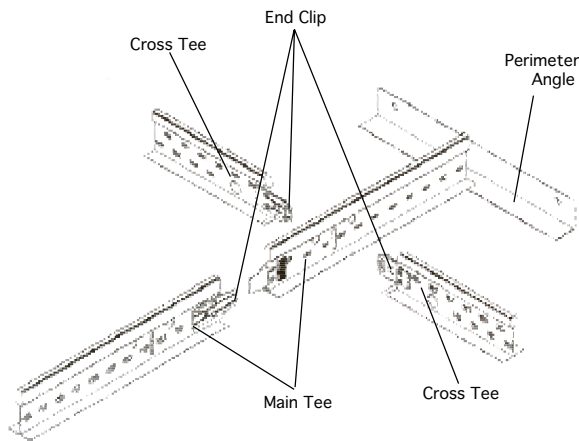


**Abtech 15/16" and 1-1/2" Cleanroom T-Grid System**

Abtech, Inc. Cleanroom Grid Systems are designed and manufactured to prevent air movement between a Cleanroom and the plenum. Both the 15/16" and 1 1/2" Steel T-Grid Systems use gaskets to seal the horizontal surface where panels, lighting and air filters rest on the grid. This compression causes gaps to fill horizontally between system members, such as in the case of main tees meeting cross tees or wall angle.

Clip assembly requires no special tools. This allows for easy installation, which translates into great cost savings over complicated screwed or bolted systems.

Standard finish is painted white.



Specifications are subject to change without notice.

**Load Data:** A minimum 12 gauge hanger wire should support all four corners of the filter unit or light fixture. Load test recommendations outlined in the tables below should not be exceeded, nor should the components be deflected more than 1/360th of their span.

### 15/16" T-Grid System

Exposed Gasketed Flange	Web Height	Span Hanger Wire Spacing	Spacing of Main Tees	Applied Load LBS./SQ.FT.	ASTM
15/16"	1 1/2"	42"	48"	4.8	Heavy Duty
		48"	24"	4.5	Light Duty
		48"	48"	2.2	Light Duty

### 1-1/2" T-Grid System

Exposed Gasketed Flange	Web Height	Span Hanger Wire Spacing	Spacing of Main Tees	Applied Load LBS./SQ.FT.	ASTM
1 1/2"	1 1/2"	24"	48"	14.7	Heavy Duty
		42"	48"	4.8	Heavy Duty
		48"	48"	2.6	Light Duty

### Ordering Information:

#### 15/16" T-Grid System

Part Number	Description	Nominal Length	Web Depth	Exposed Gasketed Flange	Weight per Linear Foot	Pieces per carton	Linear Feet per carton
168011	Main Tee	12'	1-1/2"	15/16"	0.18	40	480
168021	Cross Tee	4'	1-1/2"	15/16"	0.18	120	480
168022	Cross Tee	2'	1-1/2"	15/16"	0.18	120	240
168031	Wall Angle	12'	15/16"	15/16"	0.12	40	480
168032	Wall Angle	12'	1-1/2"	15/16"	0.16	30	360
168033	Wall Angle	12'	1-1/2"	15/16"	0.19	30	360

#### 1-1/2" T-Grid System

Part Number	Description	Nominal Length	Web Depth	Exposed Gasketed Flange	Weight per Linear Foot	Pieces per carton	Linear Feet per carton
178011	Main Tee	12'	1-1/2"	1-1/2"	0.24	24	288
178021	Cross Tee	4'	1-1/2"	1-1/2"	0.24	72	288
178022	Cross Tee	2'	1-1/2"	1-1/2"	0.24	72	144
178031	Wall Angle	12'	1-1/2"	1-1/2"	0.22	30	360

#### Accessories for 15/16" & 1-1/2" Systems

MTS	Main Tee Splice	One Per Main Tee	Mill Finish
2W-clips	2 Way Clips	One Per Cross Tee	Mill Finish
HD-clips	Hold Down Clips	Any Quantity	Black Finish
90AC	90° Angle Clip	Any Quantity	Mill Finish